


Conservation in the Classroom





Conservation in the Classroom is an environmental education experience that inspires and challenges students to take action and spread the word. Pick the program theme (list on next page) that is the best fit for your students. Each theme includes an introduction activity to be done by the teacher with their students, a virtual education program presented by the Coastal Discovery Museum, and a meaningful hands-on project for students. Projects will give students the opportunity to increase conservation awareness.

This program is designed for upper elementary and middle school. Any teacher is welcome to register and adapt the program to meet the needs of their students.

Conservation in the Classroom had been adjusted for the 2020-2021 school year so that all aspects of the program can be done in the classroom or virtually with students at home.

There is a \$25 fee per registration. Two teachers/classes from the same school can register together.



Conservation in the Classroom

Themes



Sharing with Shorebirds (In partnership with Hilton Head Audubon Society)

Introduction Activity: Identify the basic characteristics of shorebirds and play a game that will help students understand why birds migrate.

Education Program: Explore the life of shorebirds and the importance of their time on our local beaches. What are the challenges that shorebirds face and how can we help?

Project: Create shorebird protection signs to hang in our community. Select signs will be printed and hung at local beaches.

Saving Sea Turtles (Funded by Palmetto Dunes Cares)

Introduction Activity: What's the problem with trash? Why do we really need to reduce, reuse, and recycle? Class should do a trash clean up and/or start collecting trash items from home for the project.

Education Program: Learn about the incredible life of sea turtles. How does human behavior affect sea turtles and what can we do to help?

Project: Create sea turtle art projects out of trash. Art projects will be displayed with educational material and will help others learn how to protect sea turtles.

Dolphin Defenders (Funded by the Coastal Discovery Museum's Adopt-A-Dolphin program)

Introduction Activity: Learn about the amazing adaptations of marine mammals. Have some fun and learn how to use dorsal fins to identify dolphins just like local research groups!

Education Program: Study the life cycle and survival strategies of local dolphin populations. What are the threats to these intelligent marine mammals and how can we help?

Project: Write letters to spread the word about dolphin conservation.

Horseshoe Crab Heroes (Funded by The Bargain Box)

Introduction Activity: What is a horseshoe crab? Cut out, put together, and use 3D models to identify the body parts of the horseshoe crab. Also, watch and learn how the ocean tides work.

Education Program: Examine the details of the incredible life cycle of the horseshoe crab. Observe why they are important and discover what we can do to protect them.

Project: Create educational posters that will hang in your community and help educate others about protecting horseshoe crabs.

This is a fun and educational way for students to help protect the environment. Activities, directions, outlines, and materials will all be provided for you. An age appropriate book related to your chosen theme will also be donated to your school library.

Conservation in the Classroom

How does it work?




COASTAL DISCOVERY MUSEUM
Experience The Lowcountry Up Close

1. Pick the Conservation in the Classroom theme that is the best fit for you and your students.
2. Fill out the registration form below and send it to Dawn Brut, Curator of Education. Two teachers from the same school can register together.
3. Registered teachers will be emailed the program outline and introduction activity materials.
4. Teachers should complete introduction activities with students. Activities can be modified if needed to ensure that the activity goals are met.
5. Registered teachers will receive an email with a link to the Museum's education video for their Conservation in the Classroom theme. (Available no later than Nov 15th). An invoice for \$25 will also be sent to your school at this time.
6. Send the link to students to watch at home, or watch together in the classroom, or together online with screen share.
7. Registered teachers will then receive the project directions and can help their students get started. (Available no later than Dec 1st).
8. Students should complete and submit projects before the end of the school year.
9. Projects will be used to spread the word about environmental conservation.
10. Select projects will be displayed at the Conservation in the Classroom summer gallery exhibit at the Coastal Discovery Museum.

Contact:

Dawn Brut / 843 689 6767 x228 / dbrut@coastaldiscovery.org
Coastal Discovery Museum, 70 Honey Horn Drive, Hilton Head Island, SC 29926

Conservation in the Classroom Registration Form



School Name:

Address:

City:

State:

Zip:

Phone Number:

Grade level participating:

Total number of students:

Circle your Conservation in the Classroom theme:

Sharing with Shorebirds Saving Sea Turtles Dolphin Defenders Horseshoe Crab Heroes

Teacher Name (please print):

Email (please print):

Two teacher/classes from the same school can register together. Please only share the materials provided with the teachers and students that are included in this registration. Thank you!

Email or mail this form to:

Dawn Brut / dbrut@coastaldiscovery.org
Coastal Discovery Museum
70 Honey Horn Drive, Hilton Head Island, SC 29926